

Virginia Labor Force Metrics at a Glance

September 2021 (Seasonally Adjusted)

Virginia Unemployment Rate September 2021

3.8% Employment 4,084,410
Unemployment 159,786

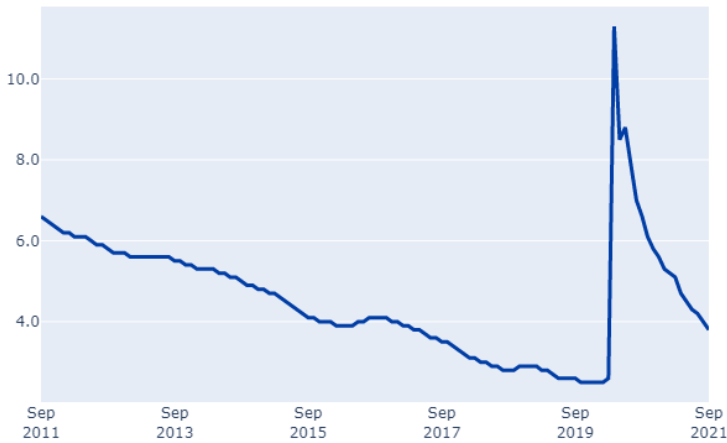
U.S. Unemployment Rate September 2021

4.8% Employment 153,680,000
Unemployment 7,674,000

Virginia Unemployment Rate August 2021

4.0% Employment 4,079,663
Unemployment 168,392

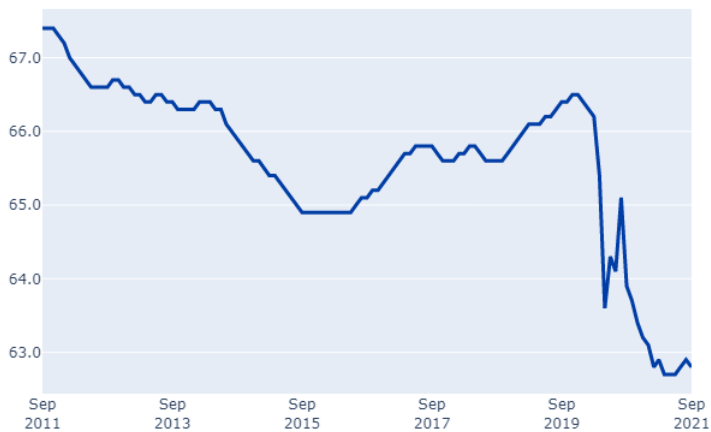
Unemployment Rate



Unemployment



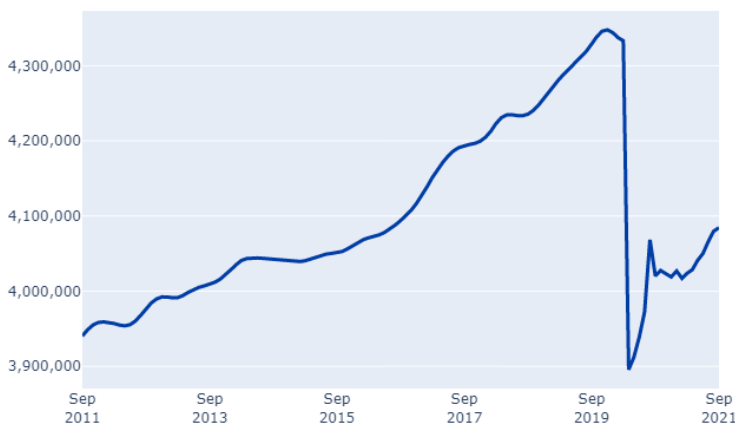
Labor Force Participation Rate



Labor Force



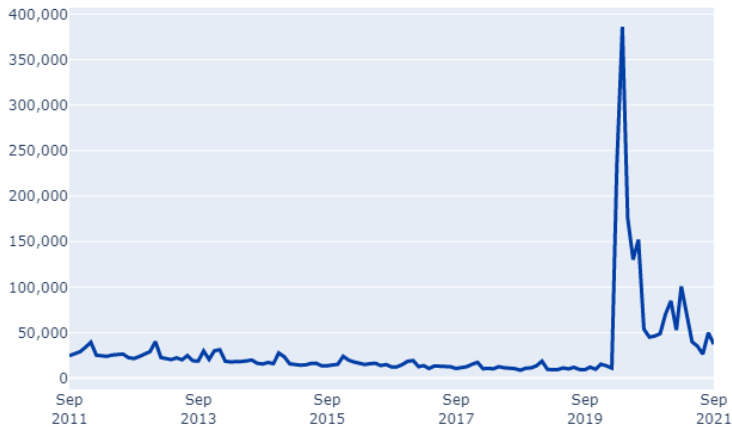
Employment



- Virginia's seasonally adjusted unemployment rate fell 0.2 percentage points in September to 3.8 percent, 2.8 percentage points below the rate from one year ago.
- Virginia's seasonally adjusted unemployment rate continues to be below the national rate, which decreased by 0.4 percentage points to 4.8 percent.
- The labor force decreased by 3,859 to 4,244,196, as the number of unemployed residents decreased by 8,606 to 159,786.
- Over-the-month, employment rose in four of eleven major industry sectors, declined in six and was unchanged in one. The largest job gain during September occurred in professional and business services with an increase of 9,900 jobs to 781,000. The second largest increase occurred in education and health services (+2,900 jobs) to 534,600. The largest job loss during September occurred in government (-4,800 jobs) to 713,000. In September, local government lost 7,500 jobs, while state governments gained 2,100 jobs and federal government gained 600 jobs.

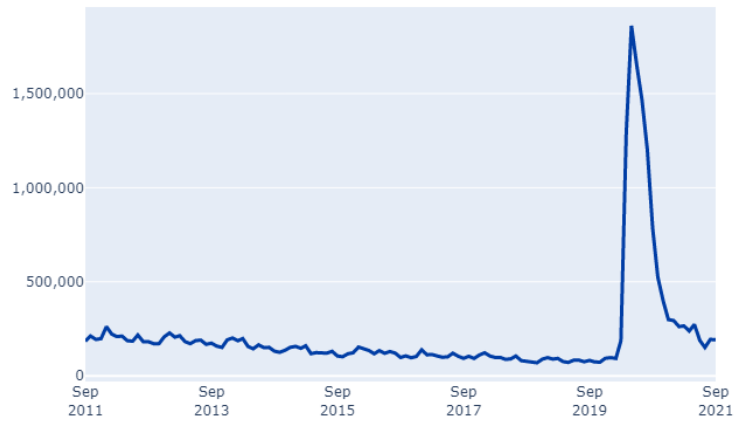
September 2021 (Not Seasonally Adjusted)

Initial Claims



- There were 37,355 initial claims in September.
- Initial claims fell by 25% over the month.
- Year-to-date initial claims were over 59% lower through September 2021 compared to the same period in 2020.

Continued Claims



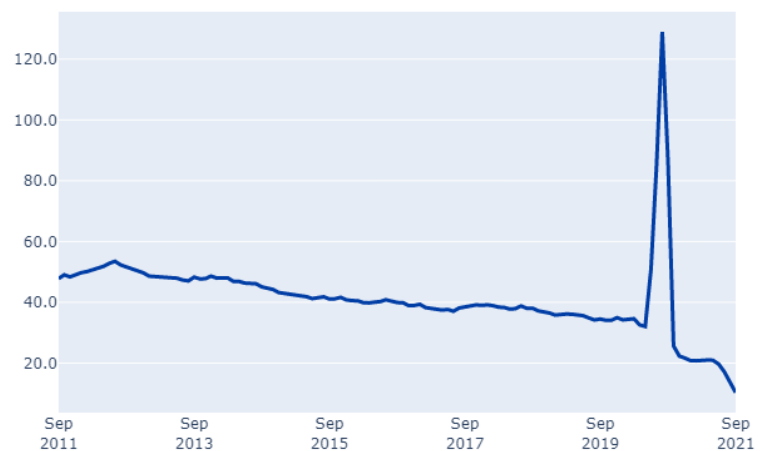
- There were 191,578 continued claims in September 2021.
- This was a 1% decrease over-the-month and a 76% decrease over-the-year.
- Year-to-date continued claims were 76% lower than during the same period in 2020.

Average Duration



- Average duration for September was 9 weeks.
- This was 15% shorter than August's average duration.

Exhaustion Rate*



- The exhaustion rate for September 2021 fell to 10.3 percent.
- This was 25 percent lower compared to the August 2021 rate of 13.7 percent – and down significantly from the COVID peak during the summer of 2020. In fact, recent month's exhaustion rates have been lower than pre-COVID historical trends.

* 12-month moving averages which are calculated using U.S. Department of Labor's formula.