

Virginia Unemployment Rate November 2022

2.8%

Employment 4,223,765
Unemployment 123,790

U.S. Unemployment Rate November 2022

3.7%

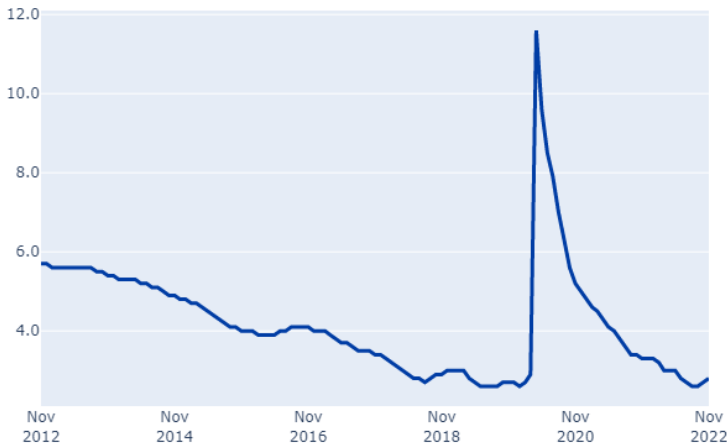
Employment 158,470,000
Unemployment 6,011,000

Virginia Unemployment Rate October 2022

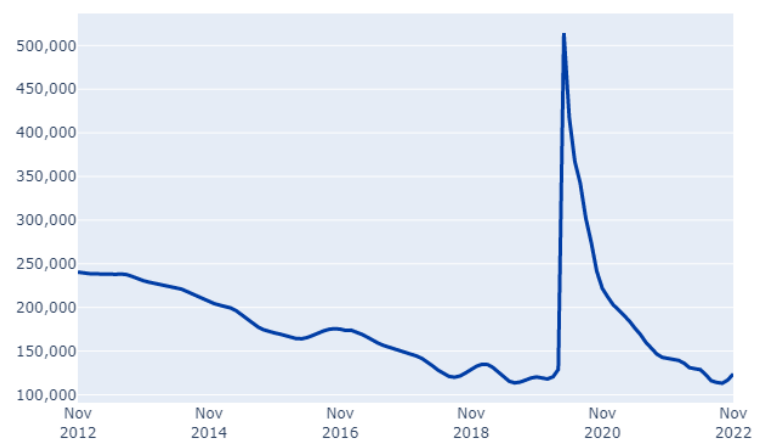
2.7%

Employment 4,231,191
Unemployment 123,790

Unemployment Rate



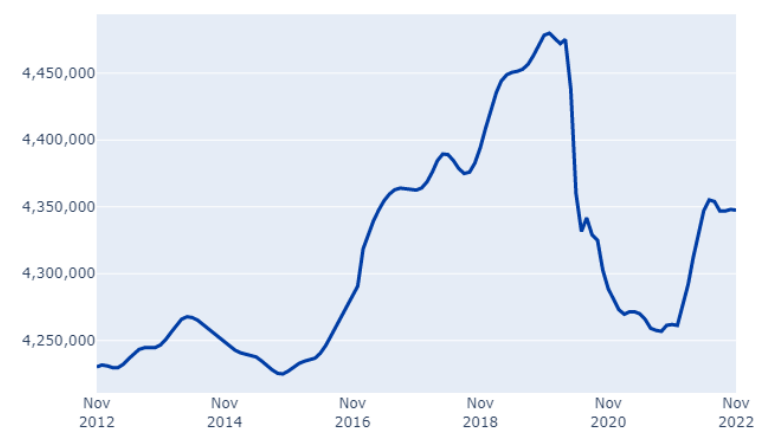
Unemployment



Labor Force Participation Rate



Labor Force



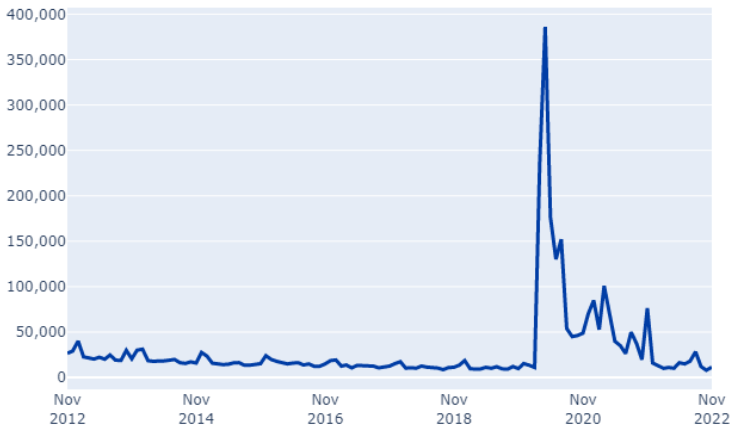
Employment



- Virginia's seasonally adjusted unemployment rate increased in November to 2.8 percent, which is a half of a percentage point below the rate from a year ago.
- Virginia's seasonally adjusted unemployment rate continues to be below the national rate, which was unchanged at 3.7 percent.
- The labor force decreased by 519 to 4,347,555 as the number of unemployed residents increased by 6,907 to 123,790.
- The largest job gain during November occurred in education and health services, with an increase of 3,200 jobs to 573,200. The second largest increase occurred in leisure and hospitality (+2,100 jobs) to 406,800. Construction was third, with a gain of 800 jobs, rising to 210,500.

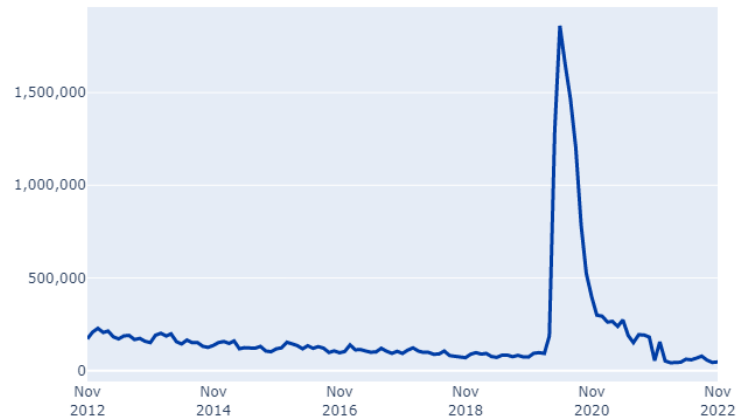
November 2022 (Not Seasonally Adjusted)

Initial Claims



- There were 11,369 initial claims in November.
- Initial claims increased by 42.3% over the month.
- Year-to-date initial claims were 74.2% lower in November 2022 compared to the same period in 2021.

Continued Claims



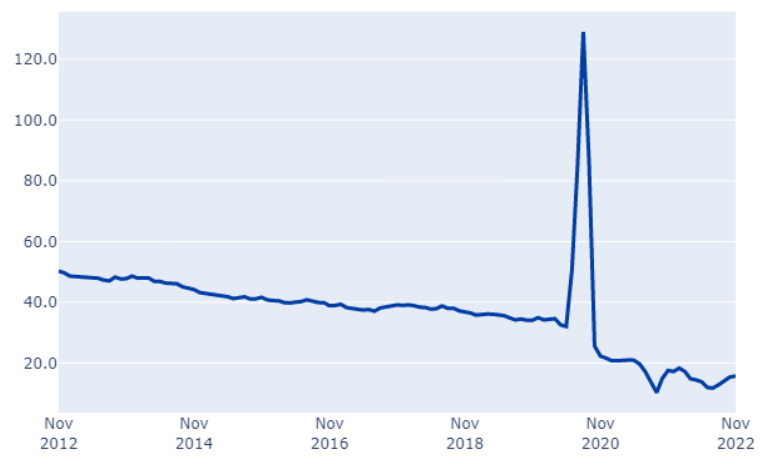
- There were 46,534 continued claims in November 2022.
- This was a 6.8% increase over-the-month and a 13.8% decrease over-the-year.
- Year-to-date continued claims were 74.1% lower than during the same period in 2021.

Average Duration



- The average duration of benefits for November was 9.8 weeks.
- This was a 0.9 week increase over-the-month and a 2.3 week increase over-the-year.
- This was essentially unchanged from where we were pre-COVID in January of 2020.

Exhaustion Rate*



- The exhaustion rate for November 2022 rose to 15.7%.
- Recent months' exhaustion rates have been much lower than the pre-COVID level of 34.2% in January 2020.
- Over-the-year, the exhaustion rate decreased by 1.8 percentage points..

* 12-month moving averages which are calculated using U.S. Department of Labor's formula.

Sources: ETA 5159, Virginia Employment Commission, and Economic Information & Analytics.