

# Virginia Labor Force Metrics at a Glance

June 2022 (Seasonally Adjusted)

## Virginia Unemployment Rate June 2022

**2.8%**

Employment 4,232,192  
Unemployment 121,273

## U.S. Unemployment Rate June 2022

**3.6%**

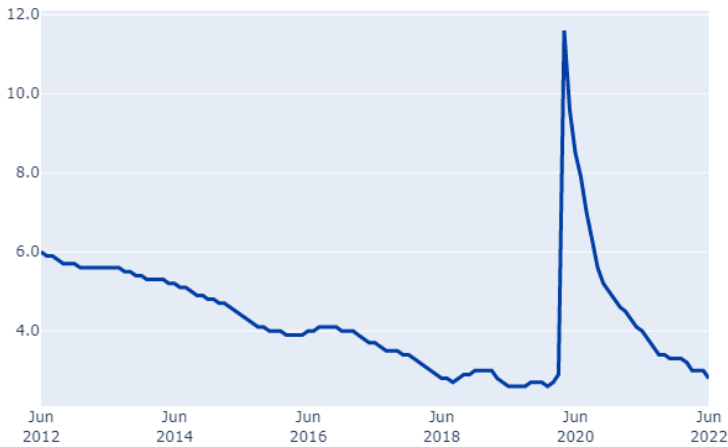
Employment 158,111,000  
Unemployment 5,912,000

## Virginia Unemployment Rate May 2022

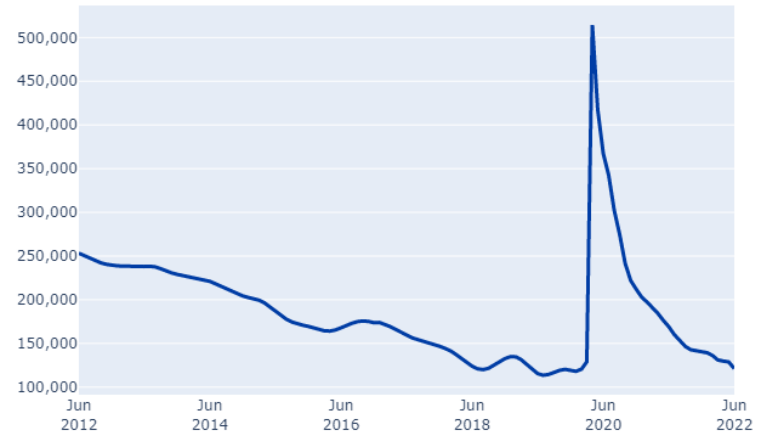
**3.0%**

Employment 4,218,400  
Unemployment 128,815

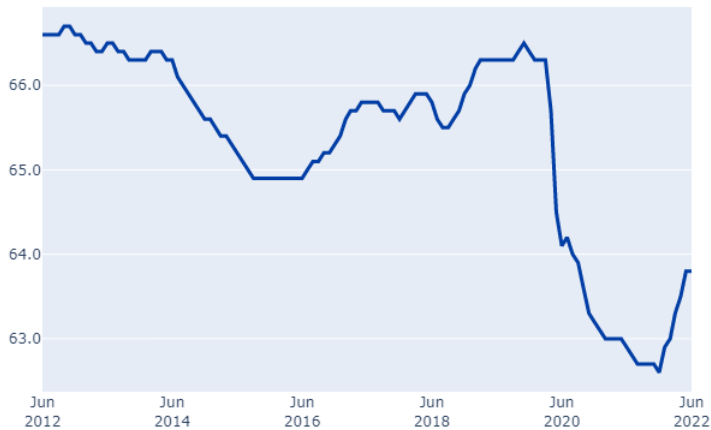
### Unemployment Rate



### Unemployment



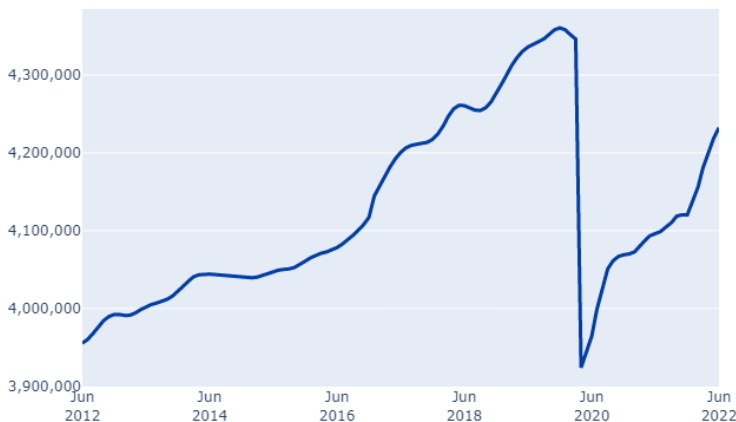
### Labor Force Participation Rate



### Labor Force

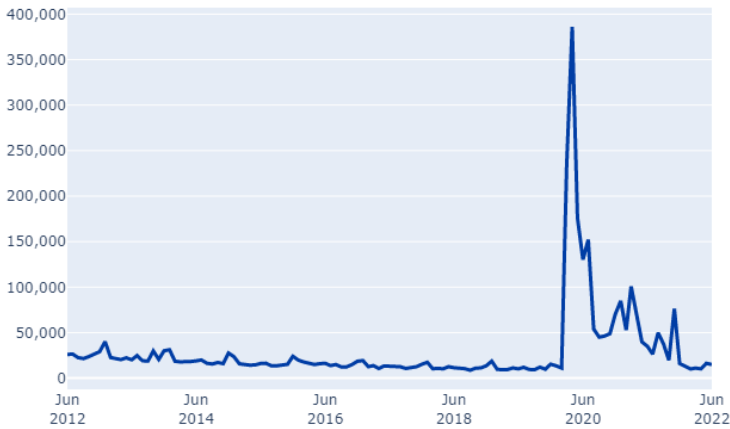


### Employment



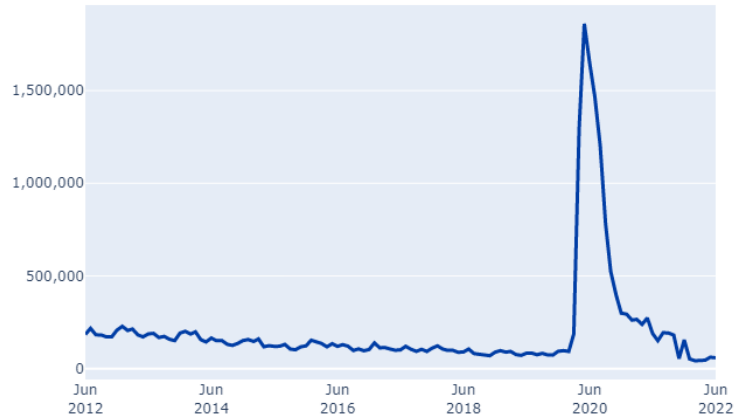
- Virginia's seasonally adjusted unemployment rate decreased in June to 2.8 percent, which is 1.2 percentage points below the rate from a year ago.
- Virginia's seasonally adjusted unemployment rate continues to be below the national rate, which was unchanged at 3.6 percent.
- The labor force increased by 6,250 to 4,353,465 as the number of unemployed residents decreased by 7,542 to 121,273.
- Employment rose in nine of eleven major industry sectors and declined in two. The largest job gain during June occurred in leisure and hospitality employment, with an increase of 3,400 jobs to 411,100. The second largest increase occurred in education and health services (+3,000 jobs) to 559,600. Finance was third, with a gain of 1,900 jobs, rising to 208,100.

Initial Claims



- There were 14,946 initial claims in June.
- Initial claims fell by 8.2% over the month.
- Year-to-date initial claims were 80% lower in June 2022 compared to the same period in 2021.

Continued Claims



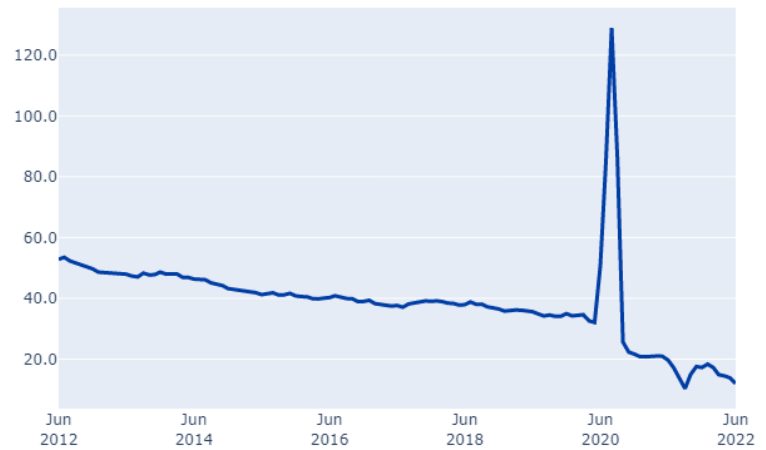
- There were 57,960 continued claims in June 2022.
- This was a 5.1% decrease over-the-month but a 69% decrease over-the-year.
- Year-to-date continued claims were 80% lower than during the same period in 2021.

Average Duration



- The average duration of benefits for June was 7.0 weeks.
- This was unchanged over-the-month but was a 6.5 week decrease over-the-year.
- This was also a 2.0 week decrease from where we were pre-COVID in February of 2020.

Exhaustion Rate\*



- The exhaustion rate for June 2022 fell to 12%.
- Recent months' exhaustion rates have been much lower than the pre-COVID level of 34.3%.
- Over-the-year, exhaustion rates are down 39% from this time last year.

\* 12-month moving averages which are calculated using U.S. Department of Labor's formula.

Sources: ETA 5159, Virginia Employment Commission, and Economic Information & Analytics.