

# Virginia Labor Force Metrics at a Glance

August 2022 (Seasonally Adjusted)

## Virginia Unemployment Rate August 2022

**2.6%**

Employment 4,232,755  
Unemployment 114,103

## U.S. Unemployment Rate August 2022

**3.7%**

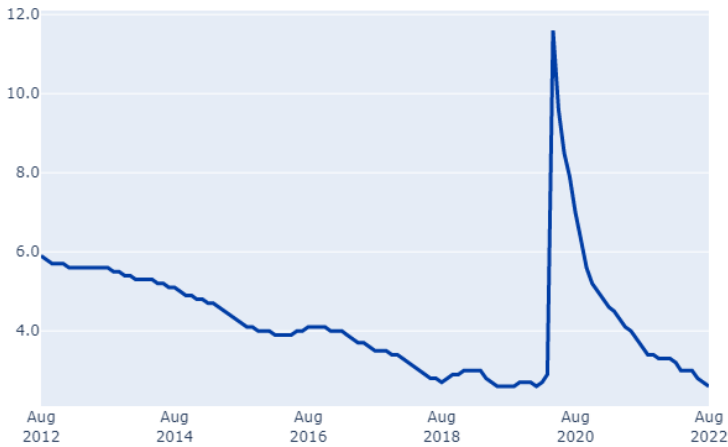
Employment 158,732,000  
Unemployment 6,014,000

## Virginia Unemployment Rate July 2022

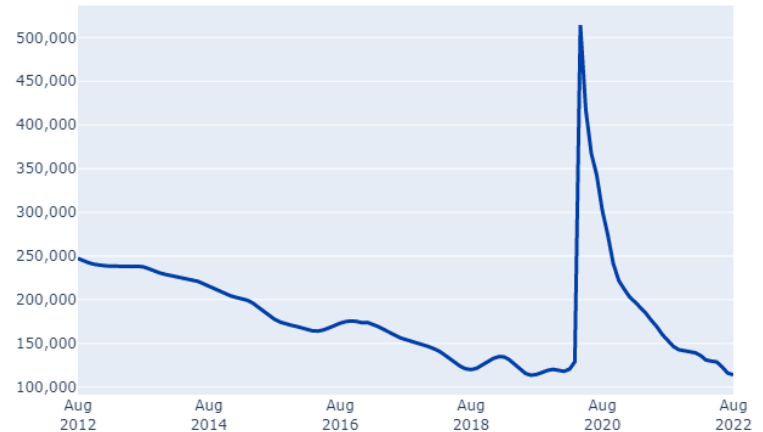
**2.7%**

Employment 4,237,941  
Unemployment 116,059

### Unemployment Rate



### Unemployment



### Labor Force Participation Rate



### Labor Force

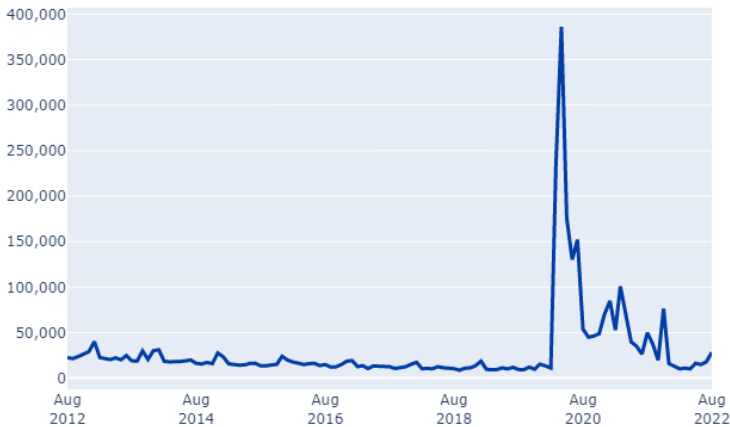


### Employment



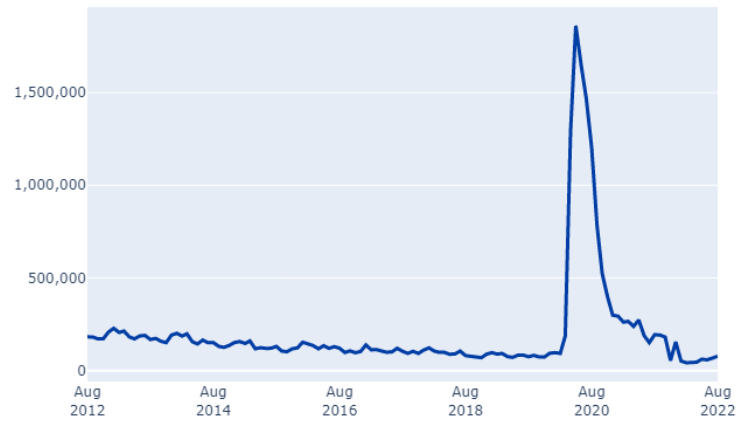
- Virginia's seasonally adjusted unemployment rate declined 0.1 percentage points in August to 2.6 percent, which is 1.0 percentage point below the rate from a year ago.
- Virginia's seasonally adjusted unemployment rate continues to be below the national rate, which rose to 3.7 percent.
- The labor force decreased by 7,142 to 4,346,858 as the number of unemployed residents decreased by 1,956 to 114,103.
- Employment rose in eight of eleven major industry sectors, was unchanged in one, and declined in two. The largest job gain during August occurred in government employment, with an increase of 9,300 jobs to 723,400. The second largest increase occurred in miscellaneous (+2,400 jobs) to 188,000. Education and health services was third, with a gain of 2,100 jobs, rising to 568,600.

## Initial Claims



- There were 28,304 initial claims in August.
- Initial claims rose by 58.1% over the month.
- Year-to-date initial claims were over 73.6% lower in August 2022 compared to the same period in 2021, though that magnitude of difference has trended steadily downward since last March.

## Continued Claims



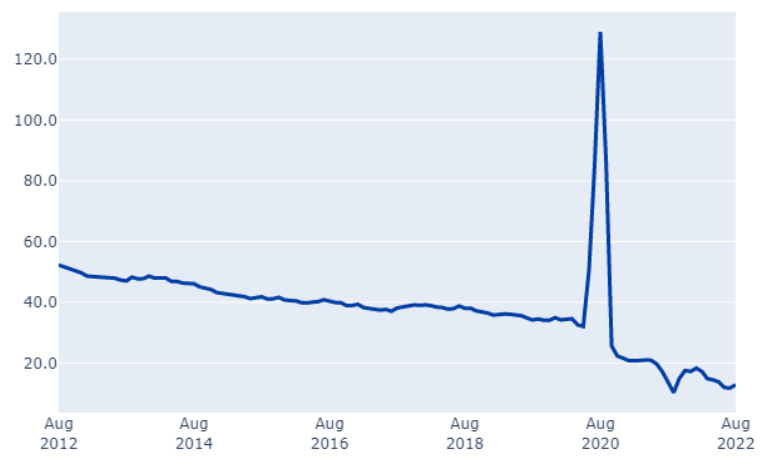
- There were 77,703 continued claims in August 2022.
- This was a 16.5% increase over-the-month and a 59.8% decrease over-the-year.
- Year-to-date continued claims were 76.0% lower than during the same period in 2021.

## Average Duration



- The average duration of benefits for August was 7.9 weeks.
- This was a 0.4 week increase over-the-month and over a 2.3 week decrease over-the-year.
- This was also a 1.9 week decrease from where we were pre-COVID in January of 2020.

## Exhaustion Rate\*



- The exhaustion rate for August 2022 rose to 12.8%.
- Recent months' exhaustion rates have been much lower than the pre-COVID level of 34.2% in January 2020.
- Over-the-year, the exhaustion rates decreased by 0.8 of a percentage point.

\* 12-month moving averages which are calculated using U.S. Department of Labor's formula.