

# Virginia Labor Force Metrics at a Glance

August 2021 (Seasonally Adjusted)

## Virginia Unemployment Rate August 2021

**4.0%** Employment 4,078,806  
Unemployment 168,515

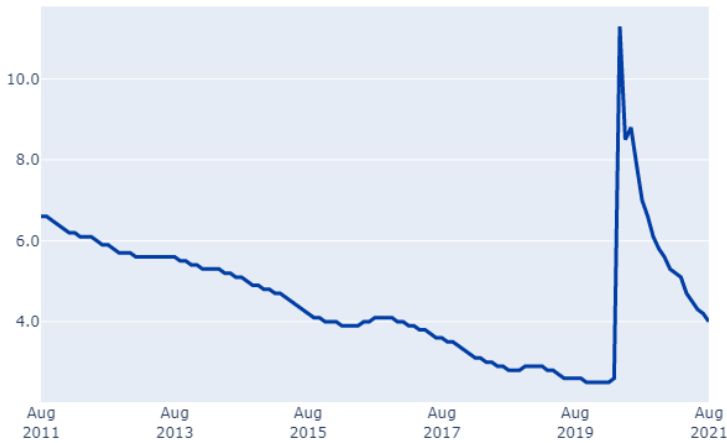
## U.S. Unemployment Rate August 2021

**5.2%** Employment 15,3154,000  
Unemployment 8,384,000

## Virginia Unemployment Rate July 2021

**4.2%** Employment 4,065,578  
Unemployment 176,193

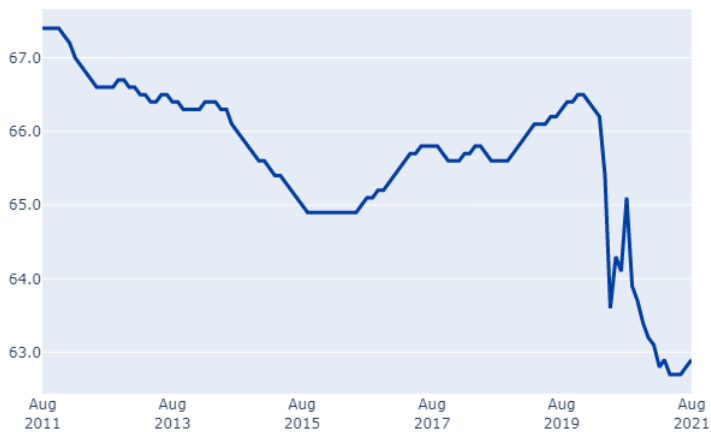
### Unemployment Rate



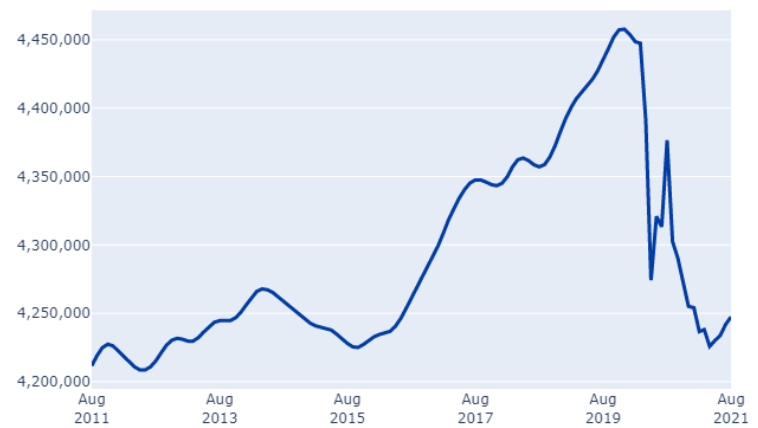
### Unemployment



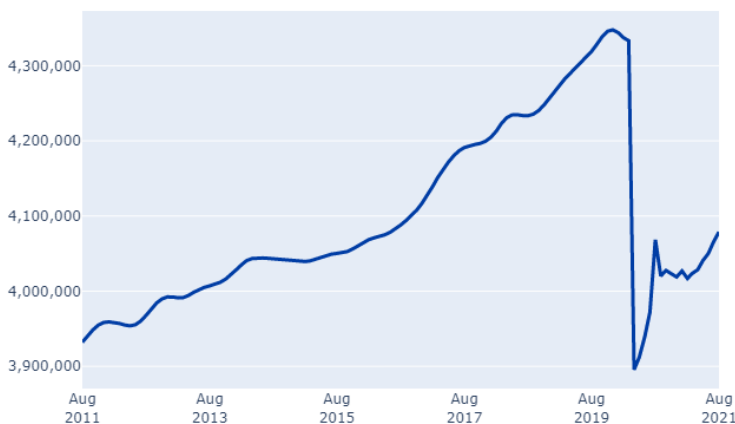
### Labor Force Participation Rate



### Labor Force

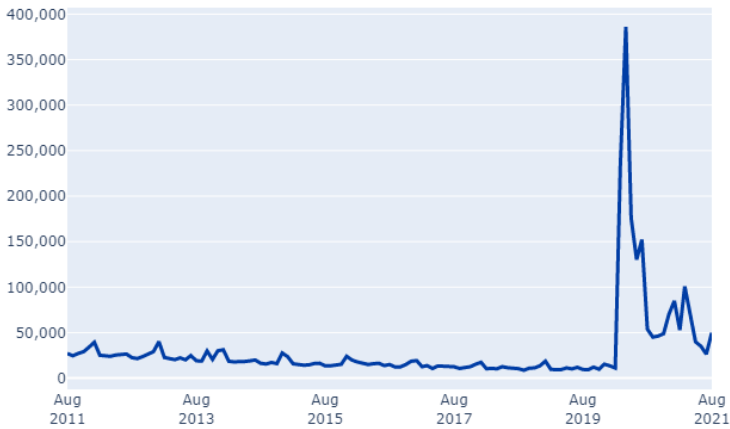


### Employment



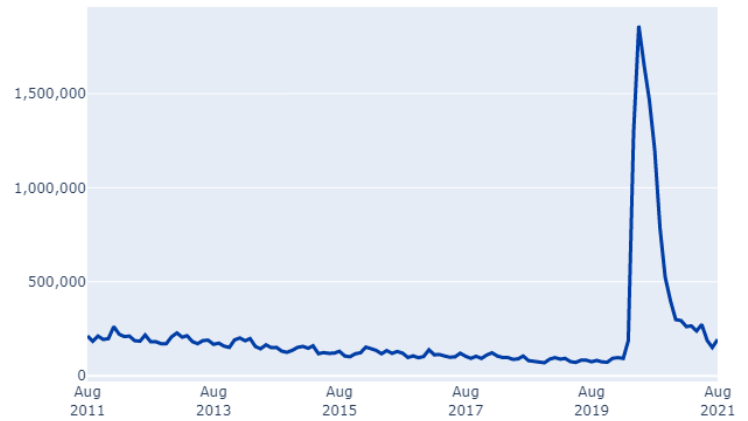
- Virginia's seasonally adjusted unemployment rate fell 0.2 of a percentage point in August to 4.0 percent, which is 3.0 percentage points below the rate from a year ago.
- Virginia's seasonally adjusted unemployment rate continues to be below the national rate, which fell 0.2 of a percentage point from 5.4 to 5.2 percent.
- The labor force increased 5,550 to 4,247,321, as the number of unemployed residents decreased by 7,678 to 168,515.
- Over-the-month, employment rose in six of eleven major industry sectors, declined in four, and was unchanged in one. The largest job gain during August occurred in government with an increase of 9,000 jobs to 704,500. Much of the increase within that sector occurred in local government (+6,700 jobs), but employment also rose in state government (+2,400 jobs), while federal government lost 100 jobs. The second largest increase occurred in miscellaneous (+4,600 jobs) to 185,500. The largest job loss during August occurred in trade and transportation with a decrease of 3,400 jobs to 653,400.

## Initial Claims



- There were 49,863 initial claims in August.
- Initial claims rose by 89% over the month.
- Year-to-date initial claims were 60.3% lower in August 2021 compared to the same period in 2020.

## Continued Claims



- There were 193,514 continued claims in August 2021.
- This was a 28.6% increase over-the-month but a 83.9% decrease over-the-year.
- Year-to-date continued claims were 76.3% lower than during the same period in 2020.

## Average Duration



- Average duration for August was 10.2 weeks.
- This was significantly lower than July's average duration of 12.5 weeks.

## Exhaustion Rate\*



- The exhaustion rate for August 2021 fell to 13.7 percent.
- This was significantly lower than the July 2021 rate of 17.2 percent.

\* 12-month moving averages which are calculated using U.S. Department of Labor's formula.