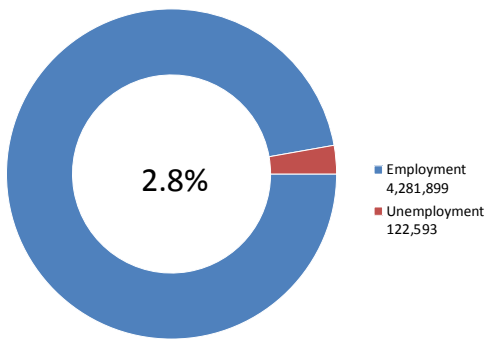
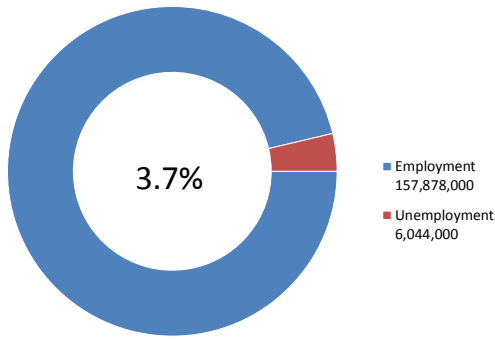


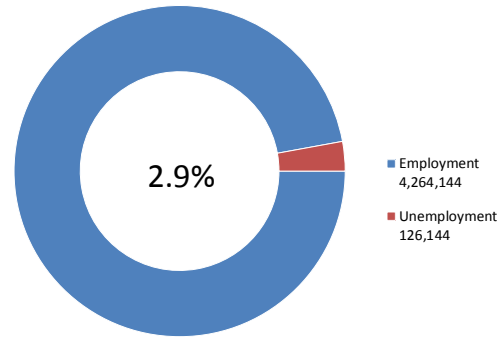
Virginia August 2019



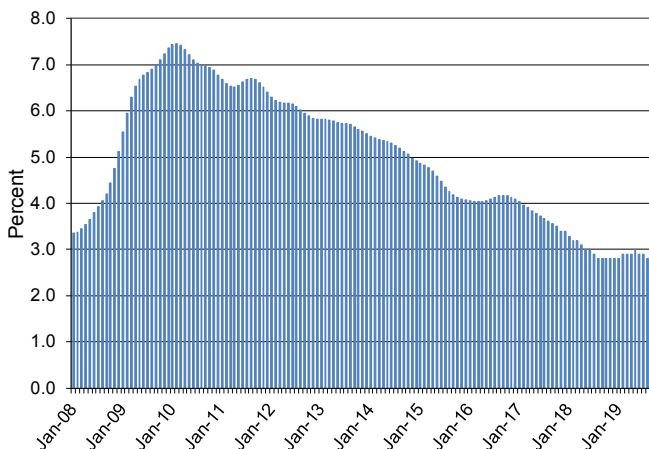
U.S. August 2019



Virginia July 2019

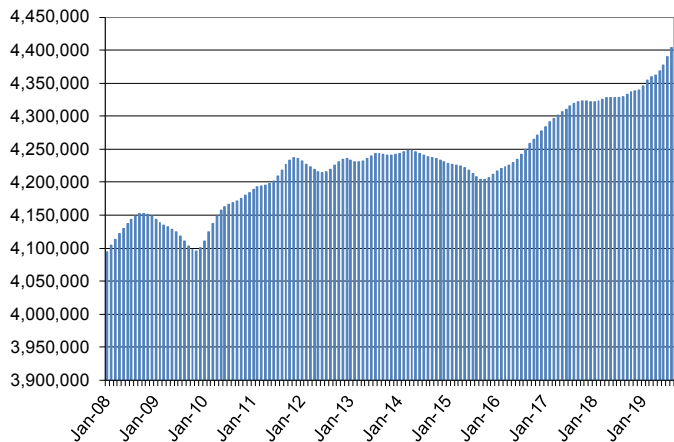


Unemployment Rate

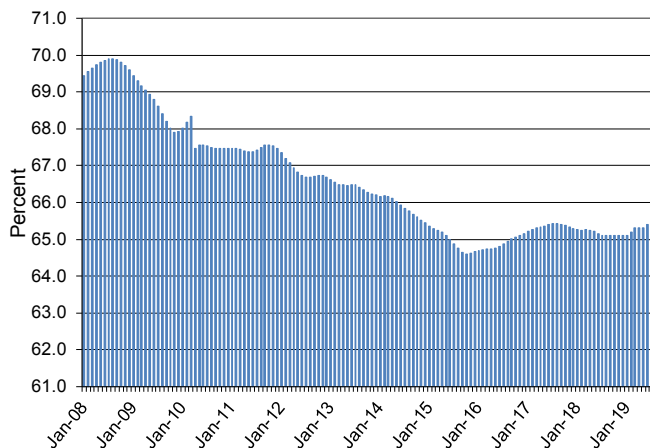


- Virginia's seasonally adjusted unemployment rate decreased 0.1 percentage point in August to 2.8 percent, which was unchanged from a year ago.
- The labor force expanded for the fourteenth consecutive month by 14,204, or 0.3 percent to set a new record high of 4,404,492, as the number of unemployed decreased by 3,551. Household employment increased by 17,755 to set a new high of 4,281,899.
- Virginia's seasonally adjusted unemployment rate continues to be below the national rate, which was unchanged at 3.7 percent.
- Virginia had the lowest seasonally adjusted unemployment rate among the Southeast states. Virginia had the third best rate among the states east of the Mississippi. In August, Virginia was ranked sixth in the nation for the seasonally adjusted unemployment rate along with Colorado and Utah.

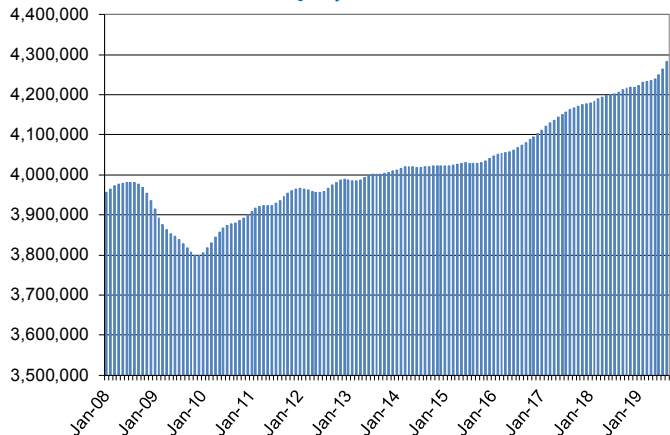
Labor Force



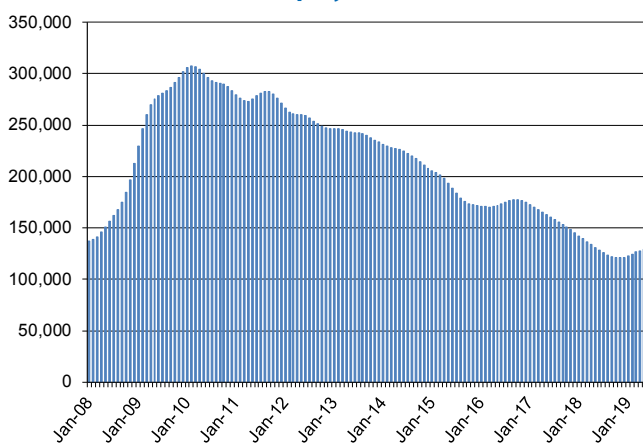
Labor Force Participation Rate



Employment

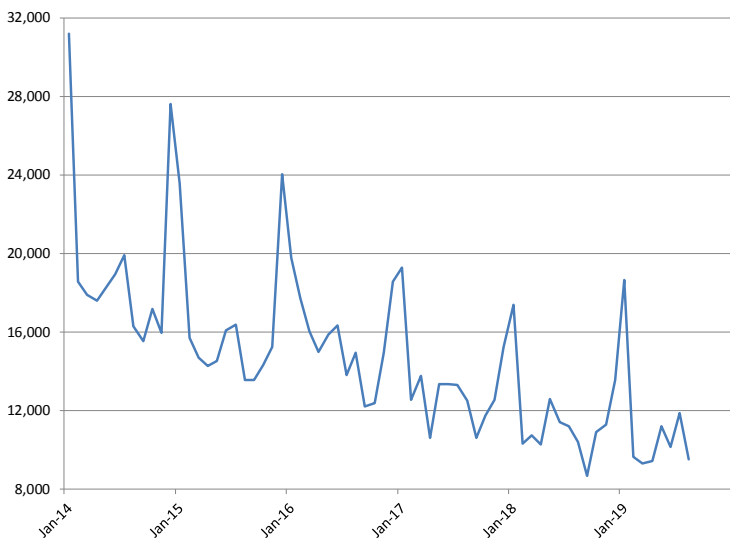


Unemployment



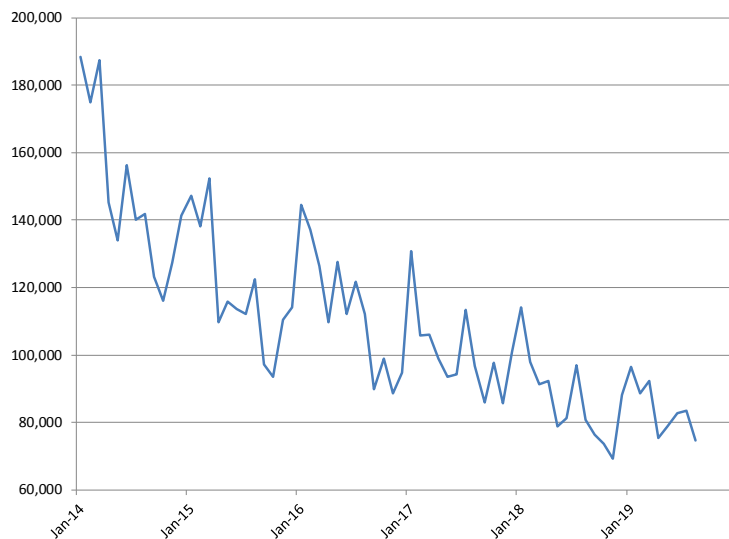
August 2019 (Not Seasonally Adjusted)

Initial Claims



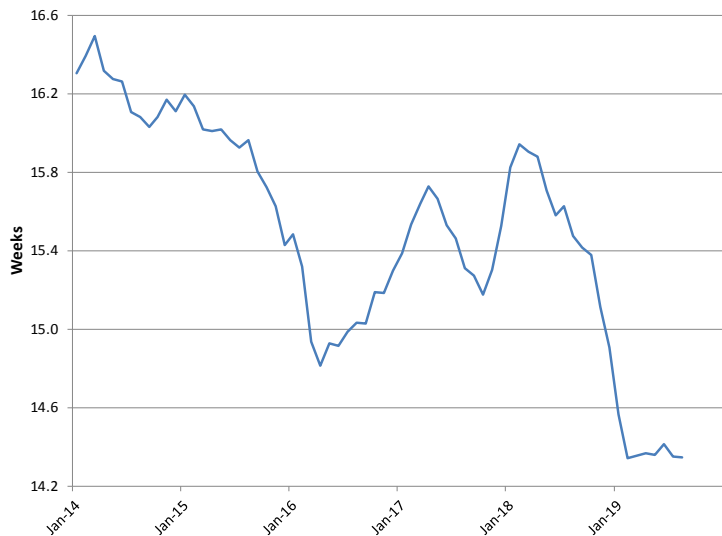
- There were 9,527 initial claims in August.
- Year-to-date initial claims were 4.7% lower in 2019 compared to 2018 and continue to decrease.
- August 2019 initial claims for unemployment insurance fell by 19.8% over the month and by 8.4% from August 2018.

Continued Claims



- There were 74,615 continued claims in August 2019.
- This was a 10.6% decrease over-the-month and a 7.5% decrease over-the-year.
- Year to date, continued claims were 8.2% lower than the same period in 2018.

Average Duration*



- Average duration for August was 14.3 weeks.
- This was a .1 week decline from July and 1.2 weeks below last August's average duration.
- During the first seven months of 2019, average duration was 8.6% lower than the same period in 2018.

Exhaustion Rate*



- The exhaustion rate for August was 34.2 percent.
- This is 0.7 of a percentage point below July's rate but 3.8 percentage points below the August 2018 rate of 38.0 percent.
- The exhaustion rate remains below the all-time high of 53.8 percent set in January 2010.

* 12-month moving averages which are calculated using U.S. Department of Labor's formula.

Sources: ETA 5159, Virginia Employment Commission, and Economic Information & Analytics. Posted September 2019