






# Top 5 Industries in Administrative & Waste Services

	2017 Averages		
	Establishments	Employment	Average Weekly Wage
 <p>NAICS Code 56132 <b>Temporary Help Services</b></p>	<b>2,054</b>	<b>60,523</b>	<b>\$679</b>
 <p>NAICS Code 56172 <b>Janitorial services</b></p>	<b>2,569</b>	<b>40,038</b>	<b>\$385</b>
 <p>NAICS Code 56173 <b>Landscaping Services</b></p>	<b>2,548</b>	<b>22,333</b>	<b>\$676</b>
 <p>NAICS Code 56161 <b>Security and Armored Car Services</b></p>	<b>637</b>	<b>21,945</b>	<b>\$815</b>
 <p>NAICS Code 56142 <b>Telephone Call Centers</b></p>	<b>215</b>	<b>17,304</b>	<b>\$647</b>



# Sample of Career Paths in Administrative and Waste Services

Most jobs in administrative and Waste Services require a high school degree or equivalent.



## Security Guards



### Recommended

Usually requires a high school diploma or GED. Employees in these occupations need anywhere from a few days to a few months of training. Usually, an experienced worker could show a new hire how to do the job.




## Janitors and Cleaners



### Recommended

Usually requires a high school diploma or GED. Employees in these occupations need anywhere from a few days to a few months of training.



## Landscape Architects



### Recommended

Most states require landscape architects to be licensed. Licensing requirements vary by state but usually include a degree in landscape architecture from an accredited school, internship experience, and passing the Landscape Architect Registration Examination.



## Human Resources Specialists



### Recommended

Applicants must usually have a bachelor's degree in human resources, business, or a related field. However, the level of education and experience required varies by position and employer.

Source: Bureau of Labor Statistics: *Occupational Outlook Handbook*

# Sample of Occupational Projections in Administrative and Waste Services

Administrative and Waste services is the fifth highest employer in the commonwealth. The occupations with the brightest outlook are Janitors and Cleaners, Security Guards, and Landscaping and Groundskeeping Workers.

The table below shows the long-term industry projections for Multiple Industries in Virginia for the 2016-2026 projection period.

Industry	2016 Estimated Employment	2026 Projected Employment	Percent Change 2016-2026
Security Guards	32,800	35,900	9.5%
Janitors and Cleaners	65,230	73,130	12.1%
Landscape Architects	870	920	5.4%
Human Resource Specialist	20,040	22,230	10.9%

Source: Virginia Employment Commission, Industry and Occupational Projections

For more information, visit [www.virginialmi.com](http://www.virginialmi.com) or call (804) 786-8824